



Community and Family Partnership

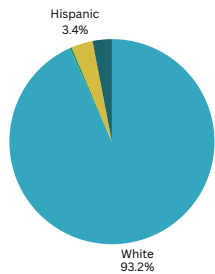
Community Conversation about Early Childhood Programs and Services

The Communities for Kids initiative was created in response to community requests for assistance with shortages of high-quality early care and education programs; shortages that both impact children's optimal development and pose a challenge for communities hoping to attract and retain the viable workforce they need to thrive.

Communities for Kids partners with communities' public and private entities to support and coordinate planning for access to high-quality early care and education for all children birth through age five. These partnerships are customized to address each community's unique assets and needs; so each community can grow and prosper well into the future.

Community Information

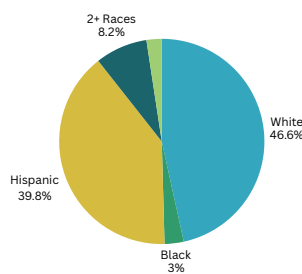
Demographics



Boone County

Median Family Income:
\$71,367.00

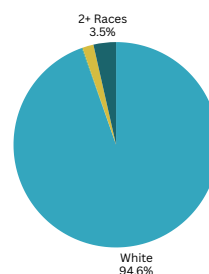
Population below poverty level: **9.2%**



Colfax County

Median Family Income:
\$79,720.00

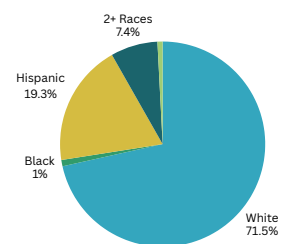
Population below poverty level: **8.7%**



Nance County

Median Family Income:
\$65,438.00

Population below poverty level: **16.1%**



Platte County

Median Family Income:
\$72,335.00

Population below poverty level: **8.7%**

Quality Child Care Availability

Public Early Childhood Program Capacity

Boone County	10
Colfax County	0
Nance County	10
Platte County	120

Private Licensed Child Care Center Capacity

Boone County	104
Colfax County	162
Nance County	59
Platte County	1480


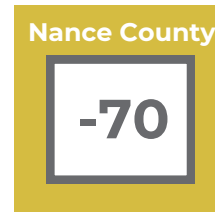

Private Licensed Family Child Care Home Capacity

Boone County	130
Colfax County	135
Nance County	94
Platte County	378

*Minus 50% half day programming of average class sizes of 20

Community Gap Numbers

The number of children under the age of 6 with all available parents in the workforce, requiring care, without access to available public or privately licensed child care.



Community and Family Partnership Child Care Gap



Community and Impact on Business

The three components of the economic impact due to lack of child care :

1. **Household Impact** - income losses parents incur from having to reduce their work hours or leave the labor force entirely, as well as future lost earnings from delayed opportunities for promotions, reduced work experience, and reentering the workforce at a lower station.
2. **Business Impact** - direct productivity losses such as hours of foregone worker productivity and continual pay and benefits paid to employees when they are not working, as well as future lost earnings from turnover costs and the delayed ability to capitalize on growth opportunities.
3. **Tax Revenue** - the proportion of lost household and business income that would have contributed to government revenues, as well as future lost tax revenues from future lost household and business earnings.

(childcaregap.org)

